



Thanksgiving

Table Decorations Centerpiece

After coloring the turkeys and the stands, have a grown-up help cut and assemble the centerpiece. Tape the pieces back to back before cutting the slits. Then slot the stands onto the turkey.



Works best when printed on heavier paper or card stock!

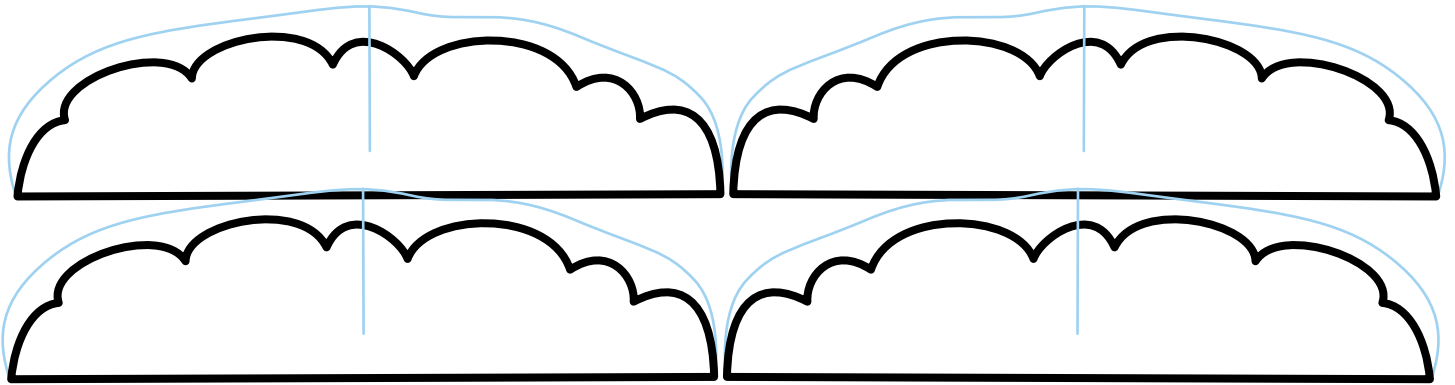


↑ Cut slits after taping finished turkeys back to back.



Thanksgiving

Table Decorations Centerpiece



Cut slits after taping finished pieces back to back.

