

EIKEN SPEAKING TEST

Key Information





Overview



Important Dates



Before Practice



During Practice



After Practice



About Grade 3



About Grade Pre-2



About Grade 2



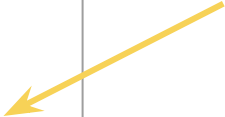
Overview

- EIKEN is an English proficiency test used in Japan.
- The test is broken up into **two stages**, a paper-and-pencil test and a speaking test.
- It is offered at 7 levels: Grade 1, Grade Pre-1, Grade 2, Grade Pre-2, Grade 3, Grade 4, and Grade 5.
 - Junior high school students usually take Grade 2, Grade Pre-2, or Grade 3.
- The test is offered three times a year. Students can take it at a public test site or at most junior high schools.

Important Dates

	Test Dates	Pass/Fail Notification
First Stage	May 24 Test Site A	Jun 24
	May 25 Test Site B	
	May 26 Test Site C	
	May 31 Test Site D	
	Jun 1 Test Site E	
	Jun 2 Test Site F	
Second Stage	Jul 7 Test Site A	Jul 16
	Jul 14 Test Site B	Jul 23

**Remember
this day!**

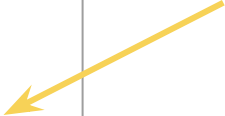


**Summer 2023 Dates*

Important Dates

	Test Dates	Pass/Fail Notification
First Stage	Sep 27 Test Site A	Oct 28
	Sep 28 Test Site B	
	Sep 29 Test Site C	
	Oct 4 Test Site D	
	Oct 5 Test Site E	
	Oct 6 Test Site F	
Second Stage	Nov 10 Test Site A	Nov 19
	Nov 17 Test Site B	Nov 26

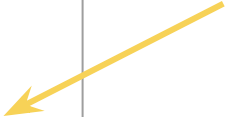
**Remember
this day!**



Important Dates

	Test Dates	Pass/Fail Notification
First Stage	Jan 17 Test Site A	Feb 17
	Jan 18 Test Site B	
	Jan 19 Test Site C	
	Jan 24 Test Site D	
	Jan 25 Test Site E	
	Jan 26 Test Site F	
Second Stage	Mar 2 Test Site A	Feb 11
	Mar 9 Test Site B	Mar 28

**Remember
this day!**



Before Practice

- Start scheduling times to practice as soon as possible. Don't wait for your JTE to approach you. There is **only two weeks** between the pass/fail notification for the first stage and the speaking test!
- Schedule practice sessions during the **lunch break** and **after school**.
- Try to schedule **at least two sessions** with each student.



Before Practice

- Familiarize yourself with the flow of the speaking test.
- Give your students **an overview** of the speaking test before you practice it together.
 - They will perform better if they know what to expect!

Flow of the Speaking Test

1. **Entering the Room** The student will knock on the door and ask, “May I come in?”
2. **Interview Card** The student will give the examiner their interview card.
3. **Taking a Seat** The student will sit down after the examiner tells them to.
4. **Name, Confirmation of Grade, and Greeting** The examiner will ask the student for their name, confirm that the grade of the test is correct, and exchange a simple greeting.
5. **Topic Card** The examiner will give the student the topic card.
6. **Silent Reading** The student will have 20 seconds to read the passage silently.
7. **Reading the Passage Aloud** The student will read the passage aloud.
8. **Question About the Passage** The student will answer one question about the passage.
9. **Question(s) About the Illustrations** The student will answer or describe some illustrations.
10. **Turn Over the Topic Card** The student will turn over the topic card.
11. **Questions About the Student** The student will answer two questions about themselves.
12. **Returning the Topic Card** The student will return the topic card.
13. **Leaving the Room** The student will leave the room.

During Practice

- Your students will be graded the moment they walk in the door, so make sure you **practice every step** with them.
- The examiner won't correct their pronunciation or grammar. So try and go through every step **without interrupting or correcting** your students.
- **My Tip:** When the students take the speaking test, the examiner will have a sign on their desk that says "Examiner". It blocks the student's view of the papers the examiner is using to grade their performance. (You can see what I mean in the example videos.) Make this sign for yourself and use it when you practice. That way you can discreetly take notes on their performance.

During Practice

My Practice Session Style

1. **Speaking Test** Practice every step of the speaking test. Give your student a 'interview card' and ask them go outside the room and knock on the door. Discreetly take notes on their performance.
2. **Feedback** Go over their performance. Correct any mistakes they made and point out what they did well. Ask them which part was the most difficult for them.
3. **Trouble Areas** Quickly practice whatever areas they struggled with the most. For example, if the struggled with the illustration questions, only practice those questions during this time.
4. **Speaking Test** Practice every step of the speaking test one more time.
5. **Feedback** Go over their performance one more time.

After Practice

- Give your students some practice topic cards to take home.
- If possible, schedule another practice session.
- Wish your students luck before the speaking test!

EIKEN

Grade 3



Grade 3 Example

- This video shows the flow of the Grade 3 speaking test.
- Do your best to replicate the dialogue of the examiner when you practice with your students.



Grade 3 Scoring

Reading Aloud		5
Questions with Card	No. 1	5
	No. 2	5
	No. 3	5
Questions without Card	No. 4	5
	No. 5	5
Attitude		3
Total Points		33


- In order to pass, your students need to get about **20 points**, or 60%.

Grade 3 Reading Passage

- There are about three sentences, or 30 words.
- Your students will have **20 seconds** to read the passage silently. There is no time limit when they read it aloud.

Computers

Computers are useful in our everyday life. Many people have computers at home. They often use their computers when they write e-mails, and some people buy their favorite things on the Internet.




Grade 3 Passage Question

- The most popular questions are “What~?” and “Why~?”.
 - Your students may also be asked “Where~?” or “How~?” questions.
- When you choose topic cards for your practice sessions, make sure the passage questions use a variety of question words.

Computers

Computers are useful in our everyday life. Many people have computers at home. They often use their computers when they write e-mails, and some people buy their favorite things on the Internet.




Grade 3 Illustration Questions

- Question 2 will ask students to describe what someone is doing or going to do in the illustration. Make sure you choose topic cards that have both of these patterns.
 - Ex. “What are the people on the sofa doing?”, “What is the girl going to do?”
- Question 3 will ask students about an object in the picture.
 - Ex. “How many magazines are in the picture?”, “Where is the coffee cup?”, “What is the girl holding?”

Computers

Computers are useful in our everyday life. Many people have computers at home. They often use their computers when they write e-mails, and some people buy their favorite things on the Internet.



Grade 3 Questions 4 and 5

- Question 4 is usually an open-ended question.
 - Ex. “What time do you go to bed?”, “What country would you like to visit?”
- Question 5 is a yes-or-no question.
 - If your student answers yes, they will be asked to add some information.
 - If your student answers no, they will usually be asked a different question.

What time do you usually eat dinner?

- I usually eat dinner at 7 PM.

Do you like winter?

- Yes. **(Please tell me more.)**
I like winter vacation.
- No. **(What season do you like?)** I like summer.

EIKEN

Grade Pre-2



Grade Pre-2 Example

- This video shows the flow of the Grade Pre-2 speaking test.
- Do your best to replicate the dialogue of the examiner when you practice with your students.



Grade Pre-2 Scoring

Reading Aloud		5
Questions with Card	No. 1	5
	No. 2	5
	No. 3	5
Questions without Card	No. 4	5
	No. 5	5
Attitude		3
Total Points		33

- In order to pass, your students need to get about **20 points**, or 60%.

Grade Pre-2 Reading Passage

- There are about four sentences, or 50 words.
- Your students will have **20 seconds** to read the passage silently. There is no time limit when they read it aloud.

A New Kind of Discount

When people buy drinks at coffee shops, the drinks often come in paper cups. However, throwing away these cups is bad for the environment. For this reason, some coffee shops are trying to use fewer paper cups. Customers bring their own cups, and then they can get a discount from these coffee shops.



Grade Pre-2 Passage Question

- The most popular questions are “How~?” and “Why~?”. Your students may also be asked a “What~?” question.
 - Ex. “According to the passage, how can customers get a discount at some coffee shops?”
 - The answer can usually be found next to a linking phrase, like “In this way...”, “So...”, “By doing so...”, “As a result...”, etc.
- When you choose topic cards for your practice sessions, make sure the passage questions use a variety of question words.

A New Kind of Discount

When people buy drinks at coffee shops, the drinks often come in paper cups. However, throwing away these cups is bad for the environment. **For this reason**, some coffee shops are trying to use fewer paper cups. Customers bring their own cups, **and then** they can get a discount from these coffee shops.



Grade Pre-2 Illustration Questions

- Question 2 asks students to describe what the people in Picture A are doing using the **present continuous tense**.
 - Make sure your students are using the **correct article** and **pluralize** when referring to multiple people.
 - It is important to try and say something for each person in the picture. If they can't remember the correct word, help them talk about the action using words they do know.
- Question 3 asks students to describe the situation in Picture B.
 - Your student's answer should usually include a **conjunction word**, like "but", "so," or "because".
 - Ex. She can't sit down because the bench is wet.

A New Kind of Discount

When people buy drinks at coffee shops, the drinks often come in paper cups. However, throwing away these cups is bad for the environment. For this reason, some coffee shops are trying to use fewer paper cups. Customers bring their own cups, and then they can get a discount from these coffee shops.



Grade Pre-2 Questions 4 and 5

- Question 4 is a yes-or-no question that usually starts with “Do you think...?”
 - Their answer should be two sentences.
 - Encourage your students to use “Also, ...” at the beginning of the second sentence.
- Question 5 presents a situation and asks the students a yes-or-no question related to it. The question usually starts with, “Do you...?” or “Are you...?”.
 - Their answer should be two sentences.

Do you think coffee will become more popular than other drinks in the future?

- No. **(Why not?)** I think coffee is usually expensive. Also, drinking too much coffee is not healthy.

In Japan, many festivals are held in different seasons. Do you often go to festivals?

- Yes. **(Please tell me more.)** I like to watch fireworks with my friends. Also, I enjoy eating different foods and playing games.

EIKEN

Grade 2



Grade 2 Example

- This video shows the flow of the Grade 2 speaking test.
- Do your best to replicate the dialogue of the examiner when you practice with your students.



Grade 2 Scoring

Reading Aloud		5
Questions with Card	No. 1	5
	No. 2	10
Questions without Card	No. 3	5
	No. 4	5
Attitude		3
Total Points		33

- In order to pass, your students need to get about **20 points**, or 60%.

Grade 2 Reading Passage

- There are about five sentences or 60 words.
- Your students will have **20 seconds** to read the passage silently. There is no time limit when they read it aloud.

A New Service for Parents

It can be troublesome for parents with young children to go shopping in crowded places. For this reason, more shopping centers have started offering their customers childcare services. Some customers with children choose shopping centers that provide these services. In this way, they do their shopping more easily. Such services are becoming available even in places such as theaters and hospitals.

Your story should begin with this sentence: **One day, the Sasaki family went to an art museum that offered childcare services.**



Grade 2 Passage Question

- The most popular questions are “How~?” and “Why~?”.
 - Ex. “How do some customers do their shopping more easily?”
 - The answer can usually be found next to a linking phrase, like “In this way...”, “So...”, “By doing so...”, “As a result...”, etc.
- When you choose topic cards for your practice sessions, make sure they use both patterns of the passage questions.

A New Service for Parents

It can be troublesome for parents with young children to go shopping in crowded places. **For this reason**, more shopping centers have started offering their customers childcare services. Some customers with children choose shopping centers that provide these services. **In this way**, they do their shopping more easily. Such services are becoming available even in places such as theaters and hospitals.

Your story should begin with this sentence: **One day, the Sasaki family went to an art museum that offered childcare services.**



Grade 2 Illustration Questions

- Your students will narrate a three panel illustration. They will have 20 seconds to prepare.
- They should begin with the sentence on the card and **include any other sentences in the illustration.**
- They should narrate what the characters are **doing** and how they are **feeling**.
 - One day, the Sasaki family went to an art museum that offered childcare services. Mr. Sasaki said to his wife, **“They’ll take care of our baby while we look around.”** **Ten minutes later,** Mr. Sasaki was putting his bag into a locker. Mrs. Sasaki was looking forward to seeing the paintings with her husband. **Two hours later at the gift shop,** Mr. Sasaki was choosing a toy for their baby. Mrs. Sasaki was worried about their baby.

A New Service for Parents

It can be troublesome for parents with young children to go shopping in crowded places. For this reason, more shopping centers have started offering their customers childcare services. Some customers with children choose shopping centers that provide these services. In this way, they do their shopping more easily. Such services are becoming available even in places such as theaters and hospitals.

Your story should begin with this sentence: **One day, the Sasaki family went to an art museum that offered childcare services.**



Grade 2 Questions 3 and 4

- Question 3 will usually begin with “Some people say...” and your student will be asked if they agree or disagree and why.
 - Their reasons should be two or three sentences long.
- Question 4 is a yes-or-no question about their opinion on a current social issue.
 - Their reason should be two or three sentences long.

Some people say that parents today give too much freedom to their children. What do you think about that?

- I disagree. **(Why?)** I think many parents control their children too much. Children feel a lot of pressure from their parents.

Many people visit foreign countries for sightseeing and visit famous tourist spots. Do you think that is a good way to get to know their cultures?

- Yes. **(Why?)** In Japan, most people are Japanese, so we don't have many opportunities to learn about different cultures. By traveling to foreign countries, we can easily learn about different cultures.